

Tunnelling Fans (SS/MS JET)

GENERAL SPECIFICATIONS

- Fan Test according to ISO 5801: 2017 standard
- Works horizontal
- IP55 Protection Class for Motor and Terminal Box
- SS-MS Jet Fans, pumps fresh air using fan tubes to the depths of mine tunnels due to high static pressure. Whether by TBM, NATM or Classic Conventional Tunneling, SS-MS Jet Fans always deliver the calculated fresh air into the desired area.

ELECTRIC MOTOR

380 - 415 V / 50 Hz / 3 Ph

440 - 480 V / 60 Hz / 3 Ph

WORKING TEMPERATURES

Between -20°C and +55°C

DIAMETERS (mm)

560 – 630 – 710 – 800 – 900 – 1000

1120 – 1200 – 1250 – 1400 – 1600

IMPELLER

- The hub is made of Aluminium or Steel.
- Impeller blades are made of Aluminium or Steel.
- The impeller blade angles are adjustable.
- Static and Dynamic vibration defects are recovered after production according to appropriate ISO 21940 norm.

BODY

- The casing is formed from the S235JR (EN10025) steel sheet.
- Inside of the silencer, perforated steel sheet and its outside, a steel sheet wraps the insulated silencer.
- SS-MS Jet Fans come with HT wire guard, suction cone, and Fan-Tube Adapter
- RAL7038 paint finish is applied after production.
- The gap clearances of impeller tips are made according to appropriate world criterias.


OPTIONAL

Motors: Any other voltage and frequency motors are optional.

Dia: For Ø1800 mm and bigger diameters please contact our firm.

Paint: Different colors are optional.

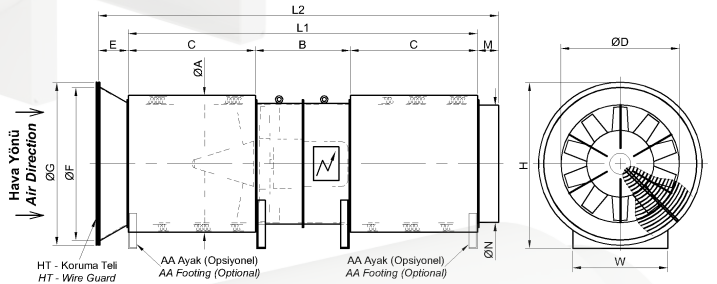
Protection: Hot Dip Galvanization is optional.



SS JET



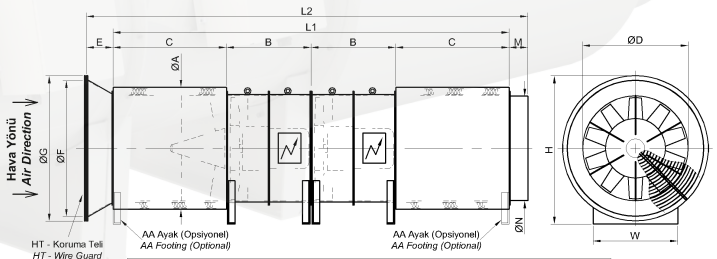
MS JET



SS JET FAN Ölçüler Dimensions in mm

ØD	ØA	B	E	ØF	ØG	M	ØN	C		L1		L2		H	W
								min	max	min	max	min	max		
560	700	650	140	722	777	250	550	600	1200	1850	3050	2240	3440	805	490
630	770	700	160	815	870	250	620	700	1230	2100	3160	2510	3570	900	540
710	850	750	180	918	983	250	700	800	1500	2350	3750	2780	4180	1015	600
800	1000	750	200	1031	1096	250	790	900	1600	2550	3950	3000	4400	1130	670
900	1100	800	225	1160	1235	250	890	1000	1700	2800	4200	3275	4675	1270	740
1000	1200	850	250	1289	1374	250	990	1100	2000	3350	4850	3550	5350	1410	800
1120	1320	900	280	1443	1529	250	1110	1220	2200	3340	5300	3870	5830	1565	950
1200	1410	930	300	1546	1652	250	1190	1250	2200	3430	5330	3980	5880	1690	1000
1250	1450	950	315	1614	1720	250	1240	1250	2300	3450	5550	4015	6115	1760	1000
1400	1620	1200	350	1804	1930	250	1390	1500	2500	4200	6200	4800	6800	1970	1120
1600	1850	1300	400	2062	2190	250	1590	1800	3000	4900	7300	5550	7950	2230	1500

AA Ayak : Opsiyonel veya Susturucu uzunluğu minimum 1,5xØD olduğunda uygulanır.
AA Footing : Optional or will be used in Case Silencer length is minimum 1,5xØD.



MS JET FAN Ölçüler Dimensions in mm

ØD	ØA	B	E	ØF	ØG	M	ØN	C		L1		L2		H	W
								min	max	min	max	min	max		
560	700	650	140	722	777	250	550	600	1200	2500	3700	2890	4090	805	490
630	770	700	160	815	870	250	620	700	1230	2800	3860	3210	4270	900	540
710	850	750	180	918	983	250	700	800	1500	3100	4500	3530	4930	1015	600
800	1000	750	200	1031	1096	250	790	900	1600	3300	4700	3750	5150	1130	670
900	1100	800	225	1160	1235	250	890	1000	1700	3600	5000	4075	5475	1270	740
1000	1200	850	250	1289	1374	250	990	1100	2000	3900	5700	4400	6200	1410	800
1120	1320	900	280	1443	1529	250	1110	1220	2200	4240	6200	4770	6730	1565	950
1200	1410	930	300	1546	1652	250	1190	1250	2200	4360	6260	4910	6810	1690	1000
1250	1450	950	315	1614	1720	250	1240	1250	2300	4400	6500	4965	7065	1760	1000
1400	1620	1200	350	1804	1930	250	1390	1500	2500	5400	7400	6000	8000	1970	1120
1600	1850	1300	400	2062	2190	250	1590	1800	3000	6200	8600	6850	9250	2230	1500

AA Ayak : Opsiyonel veya Susturucu uzunluğu minimum 1,5xØD olduğunda uygulanır.
AA Footing : Optional or will be used in Case Silencer length is minimum 1,5xØD.